

AQUA MARQUEE



WASH BASIN

PRODUCT ID

AQ17013(RB.AMQ.01G107.01.07)

Fine fire clay above counter wash basin (vessel basin) without tap hole. Designed for wall mounted taps and to be installed on a cantilevered wooden base or any chosen surface

FEATURES

- Fine fire clay wash basin without overflow hole
- Contemporary design
- Deep bowl for comfortable use
- Designed for wall mounted taps
- Fulfills high design and quality expectations

INCLUDED COMPONENTS

- Faucets not included

WARRANTY

- 25 year written warranty against crazing and dunting

STANDARDS APPLICABLE

- Specified model meets or exceeds the following:
- BS EN 14688 : 2006

TECHNICAL INFORMATION

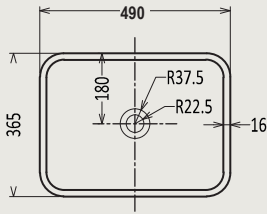
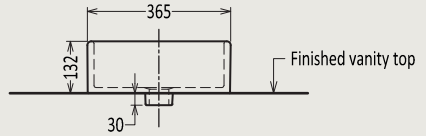
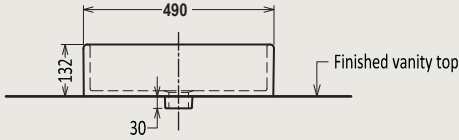
** Approximate measurements for comparison only

CONFIGURATION	ABOVE COUNTER WASH BASIN
Weight	11.75 kg
Basin Area	455 X 330 X 125 mm
Height - Floor to Rim	850 mm
Nominal Dimensions	490 X 365 X 175 mm
Waste Hole	45 mm
Water Depth	122 mm

AQUA MARQUEE WASH BASIN

TECHNICAL DRAWINGS

All drawings contain the necessary measurements, which are subject to standard tolerances. They are stated in mm, are drawn on a scale of 1:20 and are non-binding. Exact measurements, in particular for customized installation scenarios, can only be taken from the finished ceramic piece.



INSTALLATION NOTES

- Install this product according to the installation guide



Royal Ceramics Lanka PLC.

No.20, R.A. De Mel Mawatha, Colombo 03, Sri Lanka.

☎ 076 6 223 344 ✉ info@rcl.lk 🌐 www.rocell.com

FOLLOW US



** Dimensions of fixtures are nominal and may vary within the range of tolerance. These measurements are subject to change or cancellation. No responsibility is assumed for use of superseded or voided leaflet.